

Honeywell 2G Communicator Replacement Program:

TERMS AND CONDITIONS

Upgrade a non-Honeywell 2G radio with a 4G or 3GLC Honeywell radio and have the opportunity to receive a \$30 ADI credit. Following the steps below will help make the process easy for you and your staff. If you have any questions, please contact customer service at **1-800-222-6525** (press 3 then 5) or email **securitycustomersupport@honeywell.com**.

- 1** Upgrade any 2G communicator and replace it with our new GSM communicators, activate them on the AlarmNet® network and have the opportunity to receive an ADI credit. The credit applies only to upgrades in Canada. Offer valid until April 30, 2018.
- 2** To receive credit, the communicator submission form must be completed in its entirety and returned with the 2G SIM card to the address indicated on the form within 60 days of the new Honeywell GSM communicator installation. Retain a copy for your records. All returned 2G SIM cards become the property of Honeywell and will be destroyed. All submissions must be postmarked by April 30, 2018 regardless of the 60 day deadline for submissions.
- 3** The credit applies to upgrades of 2G communicators. Envelopes must be postmarked by April 30, 2018.
- 4** The credit will be issued to the ADI account number indicated on the submission form. Allow 6-8 weeks for processing.
- 5** A maximum of one credit will be issued per MAC ID associated with the Honeywell digital cellular communicator.
- 6** Honeywell reserves the right to request additional information about submissions for replacements and upgrades. Incomplete submissions will not receive requested incentives. Honeywell is not responsible for lost submissions.
- 7** All credit claims are subject to Honeywell's final review and approval.
- 8** Credits will only be applied if the customer's ADI account is in good standing.
- 9** Honeywell may amend this promotion from time to time, or cancel it, at Honeywell's sole discretion.
- 10** Void where prohibited by law.

Honeywell 2G Communicator Replacement Program: **SUBMISSION FORM**

Please complete the steps below for each 2G competitive radio that has been upgraded to a new Honeywell GSM communicator and have the opportunity to receive a \$30 ADI credit per validated replacement. For further information, refer to the replacement program terms and conditions. If you have any questions, please contact customer service at 1-800-222-6525 (press 3 then 5) or email securitycustomersupport@honeywell.com.

1 COMPLETE THIS FORM

- Step 1:** Remove the SIM card from the 2G unit being upgraded to a new Honeywell GSM communicator and attach it to the area indicated on the Submission Form.
- Step 2:** Install the new Honeywell GSM communicator and activate it with AlarmNet®.
- Step 3:** Write the 12-digit MAC ID in the 12 boxes which correspond to the new Honeywell GSM communicator.
- Step 4:** Repeat this process for each additional 2G upgrade; up to three units per form.

2 MAIL THIS FORM

Once the form is complete, mail it back to the following Honeywell address:
Honeywell 2G Communicator Replacement Program
Honeywell Security and Fire Administration
3333 Unity Drive
Mississauga, ON L5L 3S6

3 RECEIVE YOUR CREDIT

\$30 ADI Credit*

*\$30 for valid submissions until April 30, 2018 only. Will appear as a credit to your ADI account.

Offer available in Canadian Dollars in Canada only.

Honeywell 2G Communicator Replacement Program
Honeywell Security and Fire Administration
3333 Unity Drive
Mississauga, ON L5L 3S6


Dealer Company Name: _____


ADI Account Number: _____


Contact Name: _____

Contact Telephone Number: _____

Contact Email Address: _____

<p>12-digit MAC ID of the new Honeywell GSM communicator upgrade unit. Please use one digit per box.</p> <p><input type="text"/><input type="text"/>-<input type="text"/><input type="text"/>-<input type="text"/><input type="text"/>-<input type="text"/><input type="text"/>-<input type="text"/><input type="text"/>-<input type="text"/><input type="text"/></p>	<p>Tape or glue the 2G SIM card to the area indicated below:</p> 
---	--

<p>12-digit MAC ID of the new Honeywell GSM communicator upgrade unit. Please use one digit per box.</p> <p><input type="text"/><input type="text"/>-<input type="text"/><input type="text"/>-<input type="text"/><input type="text"/>-<input type="text"/><input type="text"/>-<input type="text"/><input type="text"/>-<input type="text"/><input type="text"/></p>	<p>Tape or glue the 2G SIM card to the area indicated below:</p> 
---	---

<p>12-digit MAC ID of the new Honeywell GSM communicator upgrade unit. Please use one digit per box.</p> <p><input type="text"/><input type="text"/>-<input type="text"/><input type="text"/>-<input type="text"/><input type="text"/>-<input type="text"/><input type="text"/>-<input type="text"/><input type="text"/>-<input type="text"/><input type="text"/></p>	<p>Tape or glue the 2G SIM card to the area indicated below:</p> 
---	--

Honeywell 2G Communicator
Replacement Program
Honeywell Security and Fire
Administration
3333 Unity Drive
Mississauga, ON L5L 3S6

